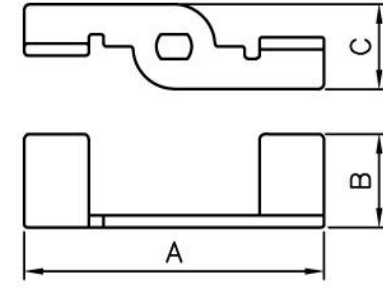
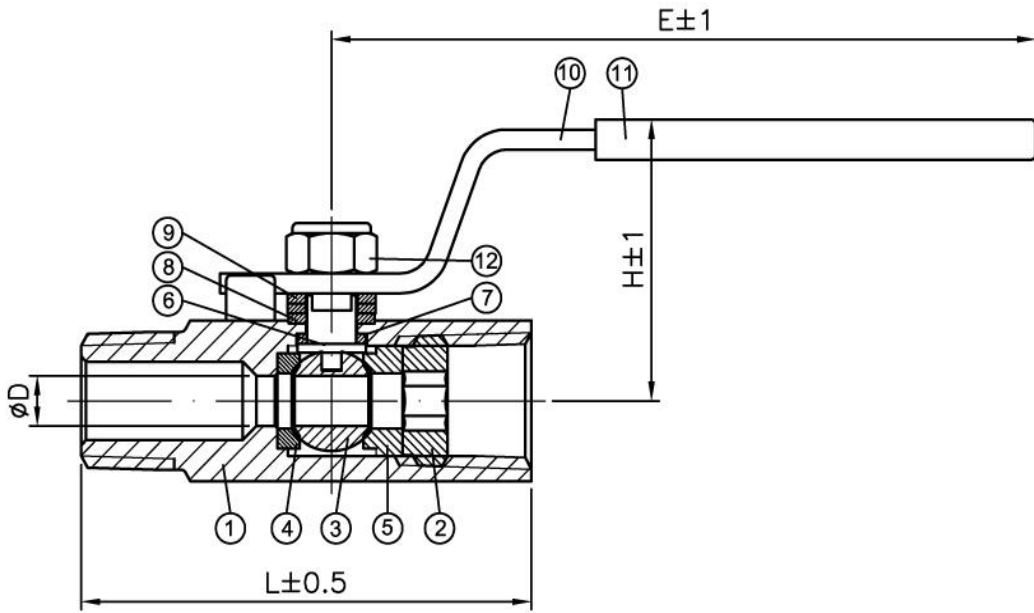
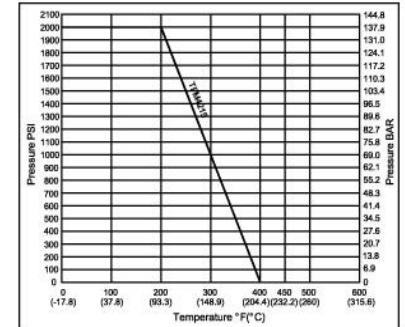


NO.	PART NAME	MATERIAL	Q'TY
1	BODY	ASTM A351 Gr. CF8M	1
2	CAP	ASTM S276 Gr. 316	1
3	BALL	SS316	1
4	SEAT 1	TFM4215	1
5	SEAT 2	TFM4215	1
6	STEM	SS316	1
7	STEM SEAL	PTFE	1
8	STEM PACKING	PTFE	1
9	FLAT WASHER	SS304	2
10	HANDLE	SS304	1
11	HANDLE SLEEVE	VINYL	1
12	PREVAILING TORQUE HEX NUT	SS304	1



OPTIONAL BUTTERFLY HANDLE
(Available from 1/4" to 3/4")



SIZE	ØD	A	B	C	L	L1	L2	H	E
1/4"	5.0	48	15	12	46.0	34	12	28	72
3/8"	7.0	51	16	14	50.5	35.5	15	30	82
1/2"	9.0	55	17	16	60.0	42	18	43.5	91
3/4"	12.7	55	17	16	75.0	57	18	46	94
1"	15.0	-	-	-	75.0	57	18	51.3	102.6

Note : 1" is currently not in production. For custom order or substitution, please inquiry with us.

	REVISION	00	One-Piece Ex-Threaded 2000 PSI Ball Valve			
	SCALE	Free				
	UNIT	mm	SIZE	1/4"~1"	MODEL	1-ET
	INSPECTED BY		MAT'L	ASTM A351 Gr.CF8M	TYPE	D
	DRAWN BY		DATE	Sep. 13, 2010	FILE	AD1ET-663xx-PGF